

DOCUMENT 00 90 00
ADDENDUM

ADDENDUM No.: 2

DATE: March 21, 2024

RE: WESTERN TECHNICAL COLLEGE
COLEMAN CENTER 2024 RENOVATION
368 6TH ST NORTH
LA CROSSE, WISCONSIN 54601
PROJECT NO. 23072

FROM: HSR Associates, Inc
100 Milwaukee Street
La Crosse, WI 54603
(608) 784-1830

TO: Prospective Bidders

This addendum forms a part of the Contract Documents and modifies the original Bidding Documents dated March 2024. Acknowledge receipt of this Addendum in the space provided on the bid form. Failure to do so may subject the Bidder to disqualification.

This Addendum consists of: 1 page, 1 document, 0 sections, and 1 drawing.

DOCUMENT:

1. Document Pre-Bid Meeting Sign-In Sheet

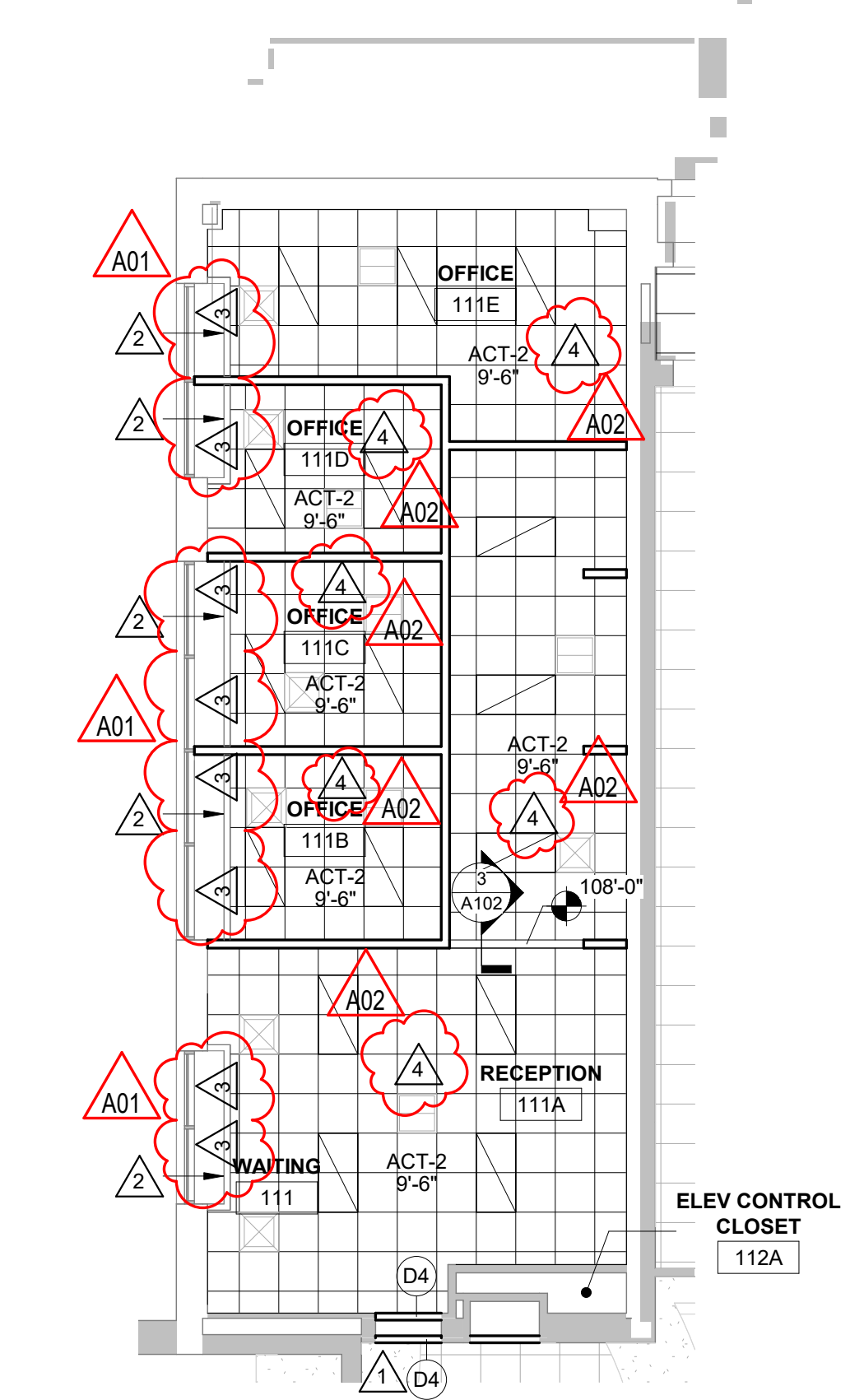
CHANGES TO DRAWINGS

2. Sheet A102 ENLARGED PLAN, RCP 30"x42"
 - a. See the revised sheet included in this addendum. Disregard the previous version.
 - b. KEY NOTES RCP: See clouded changes for keynote 4 added.
 - c. 1/A102: See clouded changes for keynote 4 added.

END OF DOCUMENT 00 90 00

Page Intentionally Left Blank

Page Intentionally Left Blank



1 RCP RM 111
1/8" = 1'-0"

RCP GENERAL NOTES:

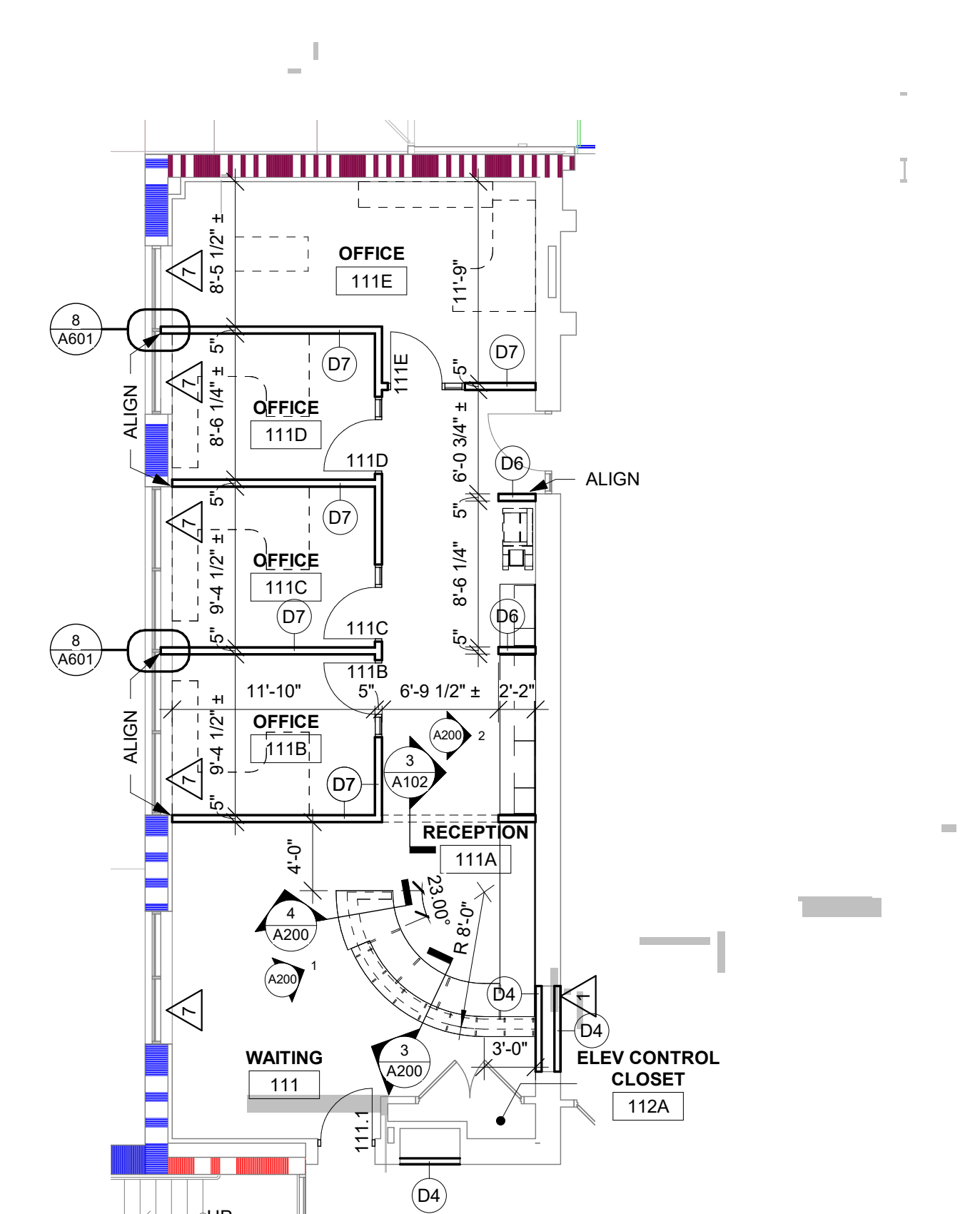
- A. SEE MECHANICAL FOR CEILING GRILLE INFORMATION.
- B. SEE ELECTRICAL FOR LIGHTING TYPES.
- C. ALL INTERIOR PARTITIONS TO EXTEND TO BOTTOM OF DECK UNLESS OTHERWISE NOTED. CLOSE DECK FLUTES AT TOP OF WALL WITH NEOPRENE FILLER OR FIRESTOPPING SYSTEM. IN GYP/STUD PARTITIONS SEE SPECIFICATION FOR LEVEL OF FINISH ABOVE FINISHED CEILING.
- D. ALL REMAINING ANNULAR SPACE AROUND ITEMS PENETRATING WALLS SHALL BE NEATLY SEALED. PENETRATIONS OF FIRE RATED WALLS SHALL BE FIRESTOPPED WITH THE SAME AS THE WALL.
- E. REFER TO INTERIOR DESIGN SHEETS FOR OTHER FINISHES.
- F. HANGERS AND SUPPORTS: MECHANICAL, PLUMBING, ELECTRICAL AND OTHER CEILING CONTRACTORS SHALL NOT HANG OR SUPPORT THE WORK FROM THE ROOF DECK IN ANY FASHION. CONDUIT RUNS SHALL NOT BE LAID ON ROOF DECK NOR LAID ON THE STRUCTURAL SUPPORT THAT SUPPORTS THE ROOF DECK. NO FASTENERS SHALL PENETRATE ROOF DECK BY ANY TRADE OTHER THAN THE ROOFING CONTRACTOR FOR THE NEW ROOF SYSTEM.
- G. CEILING TYPES INSTALLED AS NOTED ON PLANS. SEE SPECIFICATIONS FOR ADDITIONAL SYSTEM INFORMATION. ACT-2-REGULAR EDGE

RCP LEGEND:

- LIGHT FIXTURE - SEE ELECTRICAL
- SUPPLY - SEE MECHANICAL
- RETURN - SEE MECHANICAL

KEY NOTES RCP

- 1 REMOVE/REINSTALL GYP CEILING AS REQUIRED FOR INSTALLATION OF NEW OPENING, HEADER, AND REMOVAL OF EXISTING MASONRY WALL
- 2 REMOVE AND REINSTALL GYP WINDOW WALLS AS REQUIRED FOR INSTALLATION OF NEW WINDOW WALLS
- 3 WINDOW SHADES/BLINDS
- 4 MODIFY EXISTING SPRINKLER SYSTEM FOR NEW LAYOUT



2 FOUNDATION OFFICE RM 111
1/8" = 1'-0"

PLAN GENERAL NOTES:

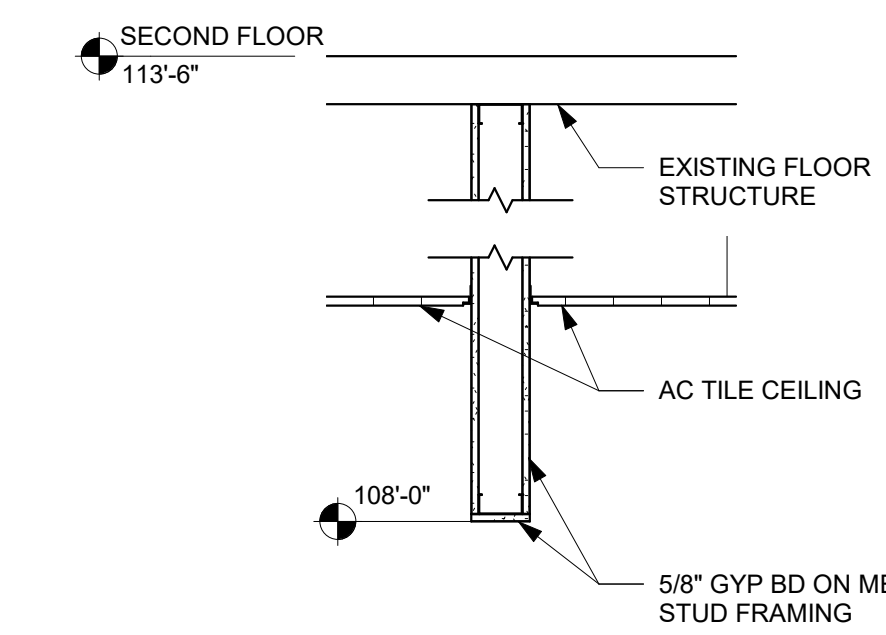
- A. REFER TO OVERALL PLANS FOR FIRE RATING LOCATIONS AND ACCESSIBILITY ROUTES.
- B. SEE ID SHEETS FOR FLOOR AND WALL FINISH LAYOUTS.
- C. LOOSE FURNISHINGS EXCEPT AS NOTED SHALL BE PROVIDED AND INSTALLED BY THE OWNER.
- D. FIXED EQUIPMENT IS SHOWN ON THIS PLAN FOR COORDINATION.
- E. PAINT ALL EXPOSED STEEL LINTELS.
- F. EXTEND ALL WALLS TO DECK UNLESS NOTED OTHERWISE.
- G. GENERAL CONTRACTOR TO PROVIDE CONCRETE EQUIPMENT PADS/CURBS AS REQUIRED FOR MECHANICAL / ELECTRICAL EQUIPMENT - VERIFY SIZE, PROFILE & LOCATION WITH MECHANICAL / ELECTRICAL.
- H. VERIFY EXACT SIZE AND LOCATION OF ALL MECHANICAL / PLUMB AND ELEC OPENINGS - GENERAL CONTRACTOR SHALL BE RESPONSIBLE FOR FINISH AT ALL VISIBLE AREAS. ALL OPENING SHALL BE SEALED AFTER UTILITY INSTALLATION.

PLAN LEGEND:


- SYMBOL INDICATES WALL TYPE - SEE SHEET A600 FOR WALL TYPE DETAILS.
- SYMBOL INDICATES WINDOW TYPE. SEE SHEET A600 FOR WINDOW FRAME ELEVATIONS.
- SYMBOL INDICATES CONSTRUCTION NOTE THIS SHEET
- 1 HOUR WALL
- 2 HOUR WALL
- 3 HOUR WALL

KEY NOTES PLAN

- 1 INFILL OPENING W/ STUD CONSTRUCTION TO MATCH ADJACENT
- 2 WIGGS WITH 3/8" TOP PLATE TO MATCH WALL THICKNESS
- 3 12x16 CMU PIER W/ (4) #4 AND #3 TIES AT 8" OC
- 4 ELECTRICAL WORK ONLY IN THIS ROOM - SEE ELECTRICAL
- 5 NEW FURNITURE BY OWNER
- 6 NEW SOLID SURFACE SILL
- 7 EXISTING WINDOW SILL TO REMAIN



3 BULKHEAD DETAIL
3/4" = 1'-0"



HSR ASSOCIATES INC.
100 MILWAUKEE STREET
LA CROSSE, WISCONSIN
PHONE: 608.784.1830
FAX: 608.782.5844
www.hsrassociates.com

Consultant:

Project Title: **WESTERN TECHNICAL COLLEGE
COLEMAN CENTER 2024 RENOVATION**

Project Location: 368 6TH ST NORTH
LA CROSSE, WI

Sheet Title: **ENLARGED PLAN, RCP**

HSR Project Number: **23072**

Project Date: **MARCH 2024**

Drawn By: **HSR**

Key Plan:

No.	Description	Date
A01	Addendum 1	3/14/2024
A02	Addendum 2	3/21/2024

Graphic Scale: **VARIES**

Last Update: **3/21/2024 10:09:37 AM**

A102